

THE HURRICANE


Albert City-Truesdale CSD
P.O. Box 98
300 Orchard St.
Albert City, IA 50510

Nonprofit
Organization
Bulk Rate
U.S. Postage
PAID
Albert City, IA
Permit No. 5

Return Service Requested



Current Resident



Summer Vacation





The Hurricane



www.albertct.k12.ia.us

Albert City-Truesdale Community School Newsletter

June/July/August 2016

4th Quarter – by Mrs. Voyles, AC-T Principal

What an exciting finish to a great school year. Let me take a few minutes to reminisce about some of the things that happened during the last quarter of the school year.

You'll notice that our pop can container has moved to a new location on the northwest side of the school. Crossroads has been very gracious to allow us to use their property for many years. We thank them for their generosity. With the number of cans that the community donates, our container (and students) could not keep up. By changing the location we will be able to continue to accept pop cans which supports our Student Council. Thank you to everyone who donates as this money is a major contributor in allowing our students many exciting opportunities. This spring our students were able to go to many different places all paid for through the Student Council fund. This spring alone our 6th graders spent an extended day in Des Moines going to the Science Center and The Living History Farms. These students also took the pounds and pounds of pop



tabs that were collected to the Ronald McDonald House. The 5th graders had the opportunity to spend a day in Sioux City at the Lewis and Clark Interpretive Center. The 3rd and 4th grade spend a day at the Grotto in West Bend and our Preschool and Kindergarten students went to Fort Dodge to tour HyVee and enjoy a long picnic in the park. Those are just the trips that took place during the 4th quarter! Our students are lucky to have these opportunities, so please continue to support these experiences with your donations in our pop can container at its new location.

In April our 3rd and 4th grade students presented four plays. The students had their first dress rehearsal during the school day for the whole student body and then performed for a packed house that night! They worked hard and that work really paid off. I couldn't be more proud of how the students supported each other on and off stage. Thank you to all of the parents who helped your child in learning and memorizing all of the lines. Also, a




big shout out goes to Mrs. Spragg and Ms. Dirks for putting forth the time and energy it takes to create a wonderful night of entertainment for our community.

We were lucky to have Trooper Bryan Beckman and Trooper John Farley present a Bike Rodeo for our students this spring. Students had an opportunity to ride their bike on an obstacle course as well as learn about some safety tips while riding their bikes. A big thank you goes to Brenda Thams for organizing the donation of 25 bike helmets that were passed out to our students during the Bike Rodeo. Please encourage your child




to wear those helmets this summer! Thank you to Bryan and John for their help in organizing a fun and informational day for our students. During the 4th quarter we continued to have Super Achievers who have been working hard all year long by being respectful to their friends, helping others or just working hard in their school work, to name a few. Please help me in congratulating these students on their award!

Little Hurricane Relays went off without a hitch at the beginning of May. Mr. Lovin has spent many hours over the years organizing this event for our students. The weather was perfect for the track and field events. We will miss having Mr. Lovin organizing the event, but send our best wishes to him during his retirement!



Mrs. Bean also retired at the end of the school year. We know that it isn't all about the contest, but Mrs. Bean finished her career with 19 students being chosen as a winner for the Soil Conservation Poster contest with five students earning 1st place! Each of the students worked very hard on this project and learned a lot along the way. Thank you to both Mr. Lovin and Mrs. Bean for their many years of dedication to AC-T!

Finally, we said good bye to our 6th graders during a graduation ceremony honoring them. As they end the



school year and head to Sioux Central next year we wish them good luck and hope for their great success as they finish out their school careers. We are very proud of the students and young adults that they have turned into. We know you will continue to make us proud. Please help me in congratulating Paige Eral, Isaac Albeus, Toby Kruse, Sara Feely, Morgan Griffin, Brooklyn Taylor, Ethan Shultz and Larene Scruggs on their transition to Sioux Central. Our summer crew is working hard to putting the finishing touches on the 2015-2016 school year and gearing up for next year. We have many projects taking place over the summer and are excited to see them when they are completed. I hope you enjoy the longer days and the warm weather this summer. Enjoy the break and the extra time you get to spend with the students of AC-T!

Summer Projects by Rob Olsen, Superintendent

Our summer projects are underway! We have a crew here and working on Phase 1 of our asbestos removal project. They will be removing the ceiling containing asbestos as well as the floor tile under the carpeting on the east end of the building. Next summer will be Phase 2 where they will be doing asbestos removal of the ceiling and floors on the west end of the building. After the asbestos has been removed, new ceiling and lighting will be installed throughout the east end of the building and new flooring will be installed in the classrooms and other areas on the east end of the building. We are very excited for our students and families to enter the building next fall to see all of the wonderful changes that have occurred as a result of this project. A BIG thank-you to the staff and Thomas for their work in moving everything out of classrooms and other areas of the building in preparation for this project!

Have a fun and relaxing summer! Don't forget to do some reading over the summer. We are so excited for next fall to see all of the students and families!

Dear Patrons of Albert City-Truesdale Community School,

Thirty-three years have flown by and it has been a pleasure working with the youth of AC-T. It is with gratitude that I look back on my career. I entered this school dedicated to helping shape our young people achieve their potential. As I leave, I am taking many memories with me. I would like to thank all of you for giving me the opportunity to touch the lives of our students. I will truly miss working at AC-T.

With many thanks,
Linn Lovin

Time Flies When You're Having Fun in Kindergarten!



By: Mrs. Frederick

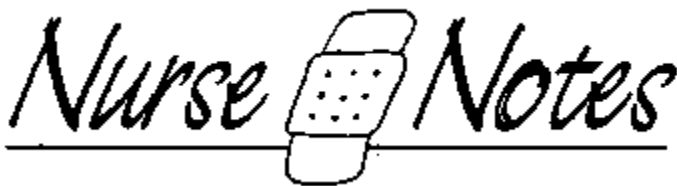
Wow, I can't believe that another school year has passed already! I have had so much fun with the Kindergarten "Movie Stars" this year! The Kinders have had many great learning opportunities and have learned a lot. We have enjoyed getting to know one another and learning how to work with others. I am blessed to educate these amazing students and can't wait to see how big they will all grow this summer!

One of our awesome learning opportunities that we have had this year was going on our end of the year field trip. Our PK-K field trip was in Fort Dodge at Hy-Vee. We enjoyed learning about all of the different departments in the store. The kids even got to go inside of their big fridge and freezer! We saw the secret door behind the cold products, where they stock the items for people to buy. We watched a baker quickly make three pretty flowers using frosting. The students enjoyed playing a guessing game, when learning the different kinds of fruits and vegetables that they had. We even got to taste some of their yummy food! It was a great tour. The PK-K students enjoyed a picnic lunch at the Olson Park. The kids had fun playing on the neat equipment at the park. The trip went great and everyone had fun!



Wow, time flies when you're having fun in Kindergarten! I can't believe that school is already over! I hope that everyone is having a great summer! I want to thank everyone who has helped shaped the lives of these amazing children! Many thanks to the volunteers who come to school and read with K-2 students! Reading is a skill our students will use each and every day, so don't forget to read a book today! ☺ Have a great summer!

- ❖ Registration is Monday, August 8th (10:00am-7:00pm) at AC-T. *We have still have openings for our FREE Full-Time Preschool!*
- ❖ The Back to School Open House for parents and students will be Thursday, August 18th from 5:00pm-6:00pm.
- ❖ The first day of school is Tuesday, August 23rd from 8:15 am – 3:20 pm.
- ❖ Contact the AC-T office with any questions! 712-843-5416



Welcome to summer! It continues to be such a privilege for me to spend time with our students throughout the year...

Summer is a great time to make sure your child sees their doctor, dentist and eye doctor. Students entering Kindergarten in the fall need both a dental and vision screen. Those who will be in 3rd grade need to have a vision screen completed. Certain immunizations are required for PK and K students, and those going into 7th grade. It's a good idea to call *now* and make all of those appointments, and take the opportunity to visit with your care providers about any concerns you have. The summer goes so quickly, and it's so much easier to complete these early on, rather than during the last few days of summer break!

Remind your family members not to share anything that comes in contact with the head to prevent passing lice. It's a great idea to check the head of everyone in the house every week, so that any infestation can be caught early. Lice don't take a summer vacation!

What is screen time? Simply, any time in front of a screen, whether a TV, a computer, a tablet, a smart phone or playing video games. Children are spending, on average, 7 hours per day on screen time, while the American Academy of Pediatrics recommends that children spend no more than 2 hours per day. Think about ways you can reduce the hours your family spends in front of a screen, especially while the weather is nice! Why not take a “vacation” and try a screen-free week this summer?

I’m happy to speak with you about any questions or concerns regarding your child’s health or the requirements for school, so please feel free to contact me anytime. Happy summer!

Julie Olson, RN AC-T School Nurse nurse@albertct.k12.ia.us 712-843-5416 x272

It's Been A Good Year By Mrs. Bean

It’s been a busy year in the art room, we’ve worked with clay, yarn, pen and ink, colored pencils, scratch art, copper embossing, junk designs, collage, weaving, colored pencil sketches of famous art work, lettering, papier-mâché, cross stitch, and painted quilt blocks. I feel that my job is to expose each child to as much art medium as possible. That way they will know what materials they like to work with.

We entered two contests this year. The first one was to design the KICD Christmas card. Makinzie Miller won first place which was \$200 for the school’s art program. It was so much fun to send the art catalogs home with her and let her pick out things she thought would be different and fun for her fellow classmates and other students here at AC-T. We spent the money by adding copper foil, string art and two new art books to the art room. The other contest was the soil conservation contest here in Buena Vista County. We’ve entered this one all the years that I’ve been here, mainly because I feel that it’s so relevant and important to this farming area. Your students here at AC-T took five of the seven first place plane rides. It’s been a year of huge artistic growth in many of the students and as a teacher that is so rewarding to see each of them progress to their next level.



As many of you know this is my last year of teaching art here at AC-T. When I signed on to teach Elementary Art back in 2005 I thought I’d probably be here for 4-5 years.....ten years later, I’ve decided, with mixed feelings, to retire so I can pursue my bucket list. I’ve had the privilege of working with some really special staff people. I honestly feel that we have a super school here and I’m thrilled that 3 of our 6 grandchildren have been able to attend here where

each student is valued, encouraged to learn, and can feel safe while at school. AC-T does a pretty good job of being in the “Kid Business.” The test scores, honors they receive and the educational foundation they leave with going in to junior high and high school attest to that. I’m so excited that Mrs. Kyle Wenell (Katie) will be replacing me, she’ll do a great job, as she enjoys children and she has a good solid art background. Katie and I have three things in common; we enjoy art, we both taught elementary art in Spencer, where we each found us an Albert City farm boy, married him and moved to Albert City to farm. I would appreciate if you would please give her the support and encouragement that you have given to me. In closing, I want to thank you for entrusting me with your children, it’s been a great journey!

Albert City – Truesdale Students Attend Honor Choir



Six Albert City – Truesdale 5th and 6th graders participated in the Spring Honor Choir Festival at Le Mars Community High School on Tuesday, April 19. The 5th/6th honor choir was under the direction Tanya Rosenkranz, a music specialist from Indian Creek Elementary in Marion, Iowa. 300 students from Northwest Iowa schools held afternoon rehearsals and performed a concert that evening. A 7th grade honor choir was also part of the festival.

The Fantastic 4th Grade by Ms. Dirks

The 4th graders have been extremely busy this year, and a fabulous year has been had by all! I wanted to share some of the things that



have been happening during second semester with the 4th grade students. The 2nd-6th graders were able to attend the Recreation Center in Emmetsburg because of their hard work on Iowa Assessments. GO AC-T!!!!





The 3rd and 4th graders had a wonderful time performing the plays this year. They did a great job learning their parts and becoming actors and actresses. Thanks to all that attended and made this event such a success!



The 4th graders also had some fun working on projects for social studies and reading this semester. Students made teepees for a social studies project, and they were GREAT!!!





The students also had the chance to read Charlotte's Web at the end of the year and stretch their use of reading strategies with the book. They all enjoyed the book with giggles and sadness along the way. They also got to do a small project with this book and create a web. We had a great year!



AC-T Elementary Spring Concert



Little Hurricane Relays



Reading Connection

Tips for Reading Success

Beginning Edition

Albert City-Truesdale School
Ms. Christina Balder, Title I Reading Teacher

Book Picks



Read-aloud favorites

■ *Biblioburro: A True Story from Colombia*

What if the library came to your neighborhood on the back of a donkey?



This is Jeanette Winter's true story of a Colombian schoolteacher's traveling library, which brought books to children in remote villages. (Also available in Spanish.)

■ *Dragons Love Tacos*



When a little boy discovers that dragons like to eat tacos, he decides to host a taco party for them. But if a fire-breathing dragon accidentally gets a bite of spicy salsa, look out!

A silly story by Adam Rubin about a dragon party that turns into a disaster.

■ *Just a Second*

In just 1 second, a bumblebee flaps its wings 100 times and the earth travels 18½ miles. Steve Jenkins's nonfiction book will help your child think about time in fascinating ways. She'll also discover different methods of measuring time.

■ *Bedtime Is Canceled*

Maggie and her brother write their parents an official-looking note: "Bedtime is canceled." Somehow, the note blows out the window, lands in a newspaper office, and ends up in a headline. Soon, bedtime really is canceled, and exhausted children quickly discover the importance of sleep. A nice read-aloud by Cece Meng.



Time for a story

Want to spend time with your youngster, build her reading skills, and help her learn to love books? You can do all three when you read aloud to her. Here are some suggestions.

Read regularly


Try to read to your child every day. You might aim for 10–15 minutes of bedtime reading for a peaceful end to the day. Bring along a book, and read to her during a sibling's sports practice. Or curl up together with a book when you get home from work.

Take turns choosing books

Your youngster may want to hear old favorites again and again. Use your turn for new titles and variety (nonfiction, poetry).

Let her participate

Ask your child to turn the pages while you read. Also, she can finish sentences that rhyme or fill in words she knows.



Go slowly so she has time to understand the story and look at the illustrations. She'll enjoy read-aloud time more if she plays an active role.

Be playful


You can use different voices for different characters (a high, squeaky voice for a mouse or a deep, booming voice for a horse). Or substitute your youngster's name for the main character's name, and use family members' names for other characters. *Note:* You don't have to be an expert reader—your child will love it when you read aloud because it's *you*.♥

Writing that makes sense

When a child first learns to write, his stories may not always make sense to others. Help his writing flow logically with these two ideas.

1. Let him read his stories to you. Ask questions to encourage him to add information ("What did you do with your friends at recess?") or to clear up a confusing part ("Who said, 'Let's go home'—you, or your brother?").

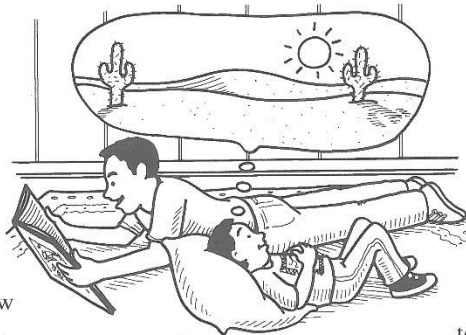
2. Even if he isn't writing sentences yet, he can tell you stories. He might describe the new class pet or something funny that happened at lunch. He'll practice relating events in a logical order, and that can help when he puts his thoughts and ideas down on paper.♥



Read between the lines

Learning to infer, or “read between the lines,” is one key to good reading comprehension. Consider these tips for helping your youngster make inferences when he reads.

Describe the setting. Pick a book, and read a few sentences to your child (without him looking). Leave out words that name the setting. *Example:* “Sand stretched in all directions...cacti dotted the landscape.” Can he infer where the story is set? If he isn’t sure, give him a hint. (“Where do you see lots of sand and cacti?”)



Look for lessons. Fables are great for reading between the lines. Read one by Aesop, and help your youngster figure out the lesson. For instance, *The Tortoise and the Hare* teaches that even if you’re slow, you can win if you just keep going. Have him point out parts that he used to make his inference. (“The tortoise never stopped, and he took one good step after another.”)


Use prompts. Questions that start with “Why do you think...?” or “How do you know...?” can encourage your child to infer. You might ask why he thinks a character behaved the way he did or how he knows it’s going to snow. Together, look for clues in the book that may help him answer the questions.♥

Fun with Words

Wordplay

Use these activities to build your child’s phonemic awareness—her ability to hear sounds in words:

- Choose a three-letter word, such as *cap*. Have your youngster substitute different beginning sounds from the alphabet to make new words (*lap, map, nap, rap, sap, tap, zap*). How many can she think of?



- Pick a long word, and tell her to clap once as she says each syllable. For *mozzarella*, she would clap four times: *moz-za-rel-la*.

- Ask your child to say a word without the first sound. *Example:* “Can you say *sit* without the *s*?” (*Answer: It*)

- Think of a word, and give your youngster a “sound” clue to figure it out. For instance, “I’m thinking of a word for something that you chew. The word has an *uh* sound in the middle.” (*Answer: Gum*)♥

OUR PURPOSE

To provide busy parents with practical ways to promote their children’s reading, writing, and language skills.

Resources for Educators,
a division of CCH Incorporated
128 N. Royal Avenue • Front Royal, VA 22630
540-636-4280 • rfeustomer@wolterskluwer.com
www.rfeonline.com
ISSN 1540-5648

© 2015 Resources for Educators, a division of CCH Incorporated



Vocabulary boosters

A large vocabulary can turn your child into a better reader and writer. Try these everyday ways to help her learn new words.

Keep your ears open. When you and your youngster go places, point out words that people use. Maybe a waiter describes an *entree* or the dentist talks about *molars*. Encourage your child to figure out what they mean by the way they’re used.

Go beyond nouns. Help your youngster add verbs and adjectives to her vocabulary. Sports and games offer opportunities to use action words. Let your child hear you comment on the softball that *soars* or the runner who *sprints*. When she sends thank-you notes or greeting cards, suggest descriptive words (a *polka-dot* shirt, a *fantastic* birthday).♥



Parent to Parent

Build, read, and write!

My son James loves to play with blocks. At our parent-teacher conference last month, his teacher suggested that we use blocks to fit in extra reading and writing practice.

We found books about things he could make, such as castles, skyscrapers, and monuments, and I put them with his blocks for inspiration. At first, I thought he’d just look at the pictures, but he has started pointing

out facts that he reads, like how moats kept enemies away from castles. I also encouraged James to write signs to go with his buildings. When he made an airport, for example, he wrote “Tickets,” “Bags,” and “Taxi” on slips of paper and taped them to the blocks.

I’ve noticed that James’s buildings are more creative—and I’m happy that he’s reading and writing while he plays.♥

